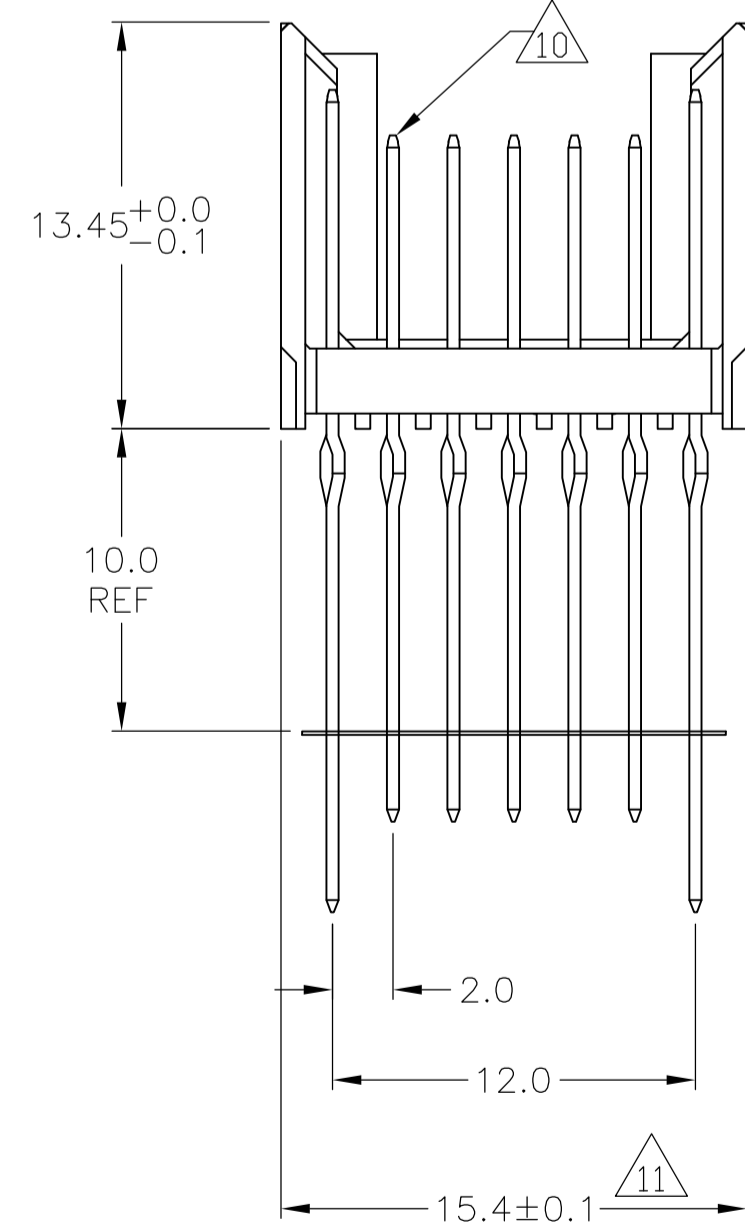
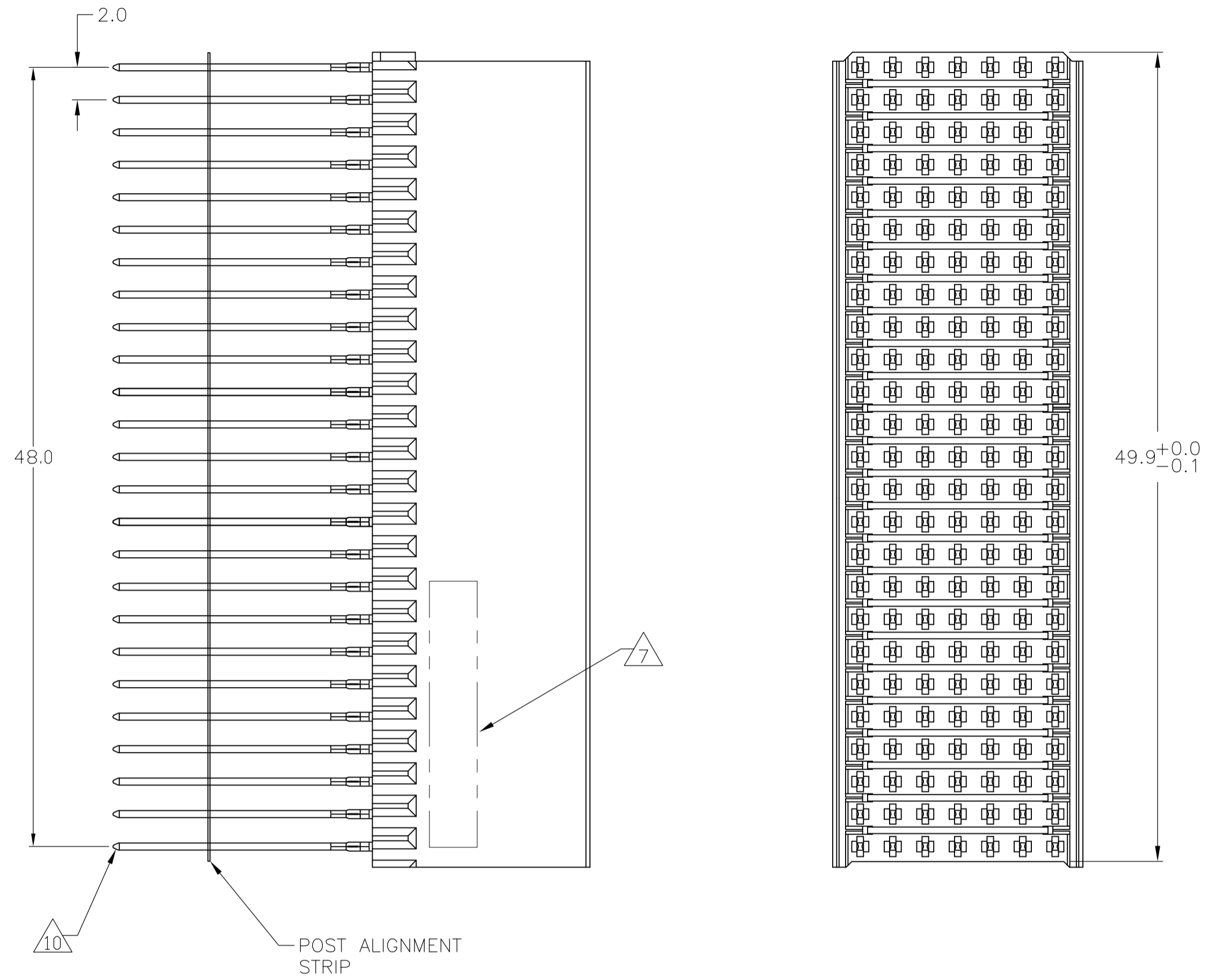
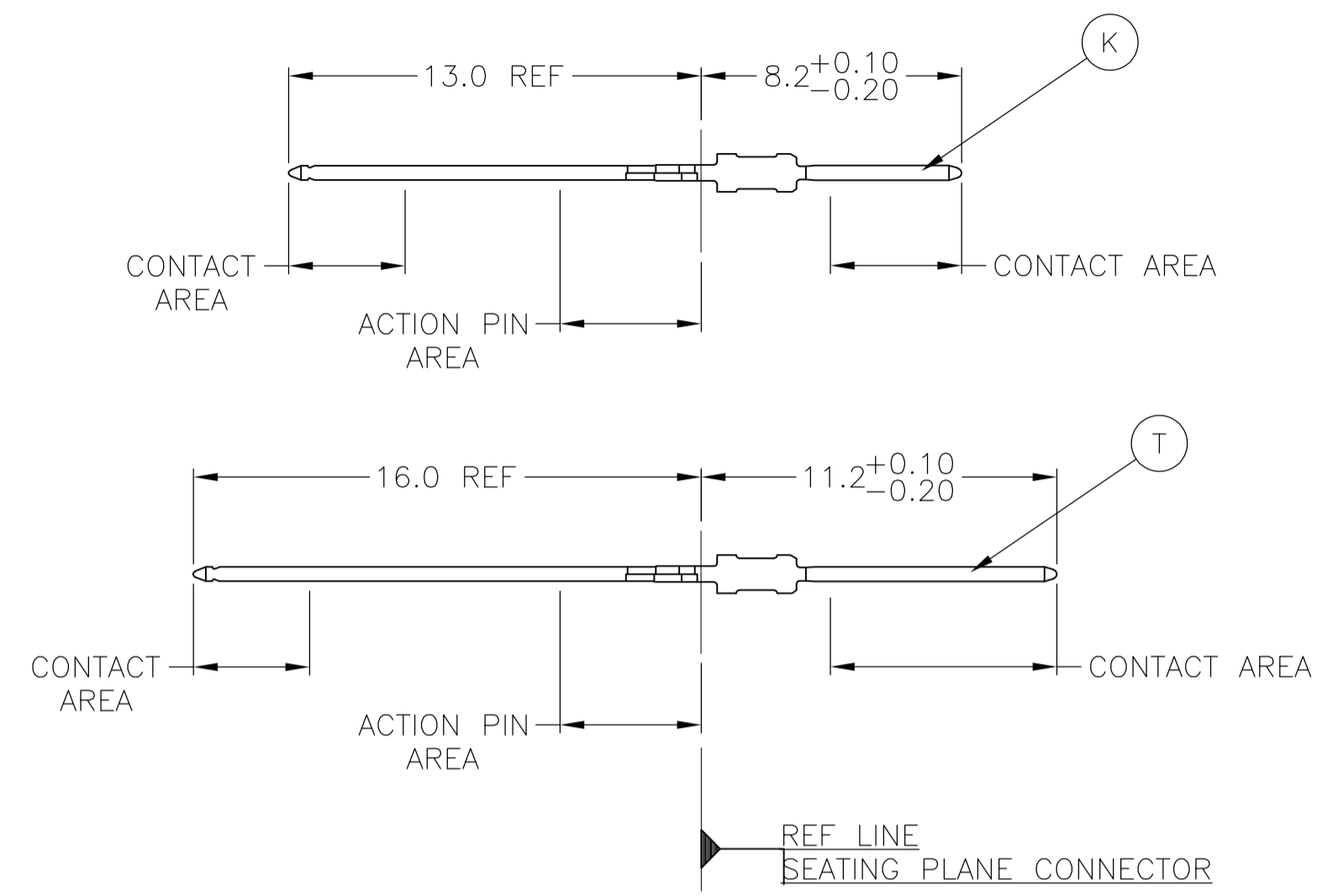


LOC		DIST		REVISIONS			
AD	00	REV	PER	EC	DATE	BY	CHK
B		REV	PER	EC	0512-0306-05	23MAY06	BC GS
C		ECR	-10-	019054	15SEP10	DP	MQW

CONNECTOR ASSEMBLY EXAMPLARY LOADED




CONTACT DIMENSIONS SCALE 5:1



CONTACT LAYOUT

	z	a	b	c	d	e	f
1	T	K	K	K	K	K	T
2	T	K	K	K	K	K	T
3	T	K	K	K	K	K	T
4	T	K	K	K	K	K	T
5	T	K	K	K	K	K	T
6	T	K	K	K	K	K	T
7	T	K	K	K	K	K	T
8	T	K	K	K	K	K	T
9	T	K	K	K	K	K	T
10	T	K	K	K	K	K	T
11	T	K	K	K	K	K	T
12	T	K	K	K	K	K	T
13	T	K	K	K	K	K	T
14	T	K	K	K	K	K	T
15	T	K	K	K	K	K	T
16	T	K	K	K	K	K	T
17	T	K	K	K	K	K	T
18	T	K	K	K	K	K	T
19	T	K	K	K	K	K	T
20	T	K	K	K	K	K	T
21	T	K	K	K	K	K	T
22	T	K	K	K	K	K	T
23	T	K	K	K	K	K	T
24	T	K	K	K	K	K	T
25	T	K	K	K	K	K	T

RECOMMENDED PCB-HOLE LAYOUT COMPONENT SIDE SHOWN



PLATED THRU HOLES PARAMETERS

REFERENCE APPLICATION SPECIFICATION

2 6 12	1-5106510-9
2 5 12	5106510-9
2 4	5106510-4
2 3	5106510-1
FINISH	PART NUMBER

THIS DRAWING IS A CONTROLLED DOCUMENT.

DIMENSIONS:	TOLERANCES UNLESS OTHERWISE SPECIFIED:	DIN B CARBO 21APR05	Tyco Electronics Corporation
mm	0-PLC ±	CHK G SKIPPER 21APR05	Harrisburg, Pa 17105-3608
	1-PLC ±0.1	APVD G SKIPPER 21APR05	MALE ASSEMBLY, Z-PACK 2mm HM, TYPE B
	2-PLC ±	NAME	108-19082
	3-PLC ±	PRODUCT SPEC	114-19029
	4-PLC ±	APPLICATION SPEC	114-19029
	ANGLES	SIZE	CAGE CODE
MATERIAL	FINISH	DRAWING NO	RESTRICTED TO
1	SEE TABLE	A1 00779	5106510
		WEIGHT	CUSTOMER DRAWING
		SCALE	4:1
		SHEET	1 OF 2
		REV	C

LOC		DIST		REVISIONS			
IF	LTR	DESCRIPTION	DATE	DRN	APVD		
AD	00	SEE SHEET 1	-	-	-		

- 1 MATERIAL:
CONTACT: PHOSPHOR BRONZE.
HOUSING: GLASS-FILLED POLYESTER.
- 2 GENERAL PLATING SPECIFICATION: UNDERPLATING
(ENTIRE CONTACT): 1.27µm MIN NICKEL AND ACTION
PIN: 0.5µm MIN TIN.
FOR PLATING OF MATING SURFACES SEE APPLICABLE
SPECIFICATION REFERENCE FOR EACH DASH NUMBER.
- 3 CONFORMS TO ALL TESTING ACCORDING TO IEC 61076-4-101
PERFORMANCE LEVEL 2.
- 4 CONFORMS TO ALL TESTING ACCORDING TO IEC 61076-4-101
PERFORMANCE LEVEL 1.
- 5 CONNECTOR TESTED AND QUALIFIED AGAINST TELCORDIA GR-1217-CORE QUALITY LEVEL 3,
CENTRAL OFFICE APPLICATIONS.
- 6 CONNECTOR TESTED AND QUALIFIED AGAINST TELCORDIA GR-1217-CORE QUALITY LEVEL 3,
UNCONTROLLED ENVIROMENT APPLICATIONS.
- 7 CONNECTOR MARKED WITH PART NUMBER AND DATE CODE.
ADDITIONAL CHARACTERS OR MARKINGS, AS WELL AS THE LOCATION OF THE MARKINGS,
MAY BE ADDED FOR TRACEABILITY BASED UPON MANUFACTURERS DISCRETION.
- 8 PLATED-THROUGH HOLES AT 2x2mm SQUARE GRID
PATTERN DEFINED BY CONTACT LAYOUT.
- 9 FOR ACTUAL PIN LOADING SEE "CONTACT LAYOUT".
- 10 FOR ACTUAL PIN DIMENSIONS SEE "CONTACT DIMENSIONS".
- 11 TO BE MEASURED AT BOTTOM OF SHROUD.
- 12 CONNECTOR LUBRICATED WITH BELCORE APPROVED LUBRICANT,
TECHNICAL REFERENCE: TR-NWT-001217 ISSUE 1, SEP 1992.

THIS DRAWING IS A CONTROLLED DOCUMENT.		DRN B CARBO 21APR05	Tyco Electronics Corporation Harrisburg, Pa 17105-3608	
DIMENSIONS: mm		CHK G.SKIPPER 21APR05	NAME MALE ASSEMBLY, Z-PACK 2mm HM, TYPE B	
TOLERANCES UNLESS OTHERWISE SPECIFIED: 0-PLC ± 1-PLC ±0.1 2-PLC ± 3-PLC ± 4-PLC ± ANGLES ±		APVD G.SKIPPER 21APR05	PRODUCT SPEC 108-19082	
MATERIAL SEE SHEET 1		FINISH SEE SHEET 1	APPLICATION SPEC 114-19029	RESTRICTED TO -
CUSTOMER DRAWING		SIZE A1	CAGE CODE 00779	DRAWING NO 5106510
		SCALE 4:1	SHEET 2	OF 2